

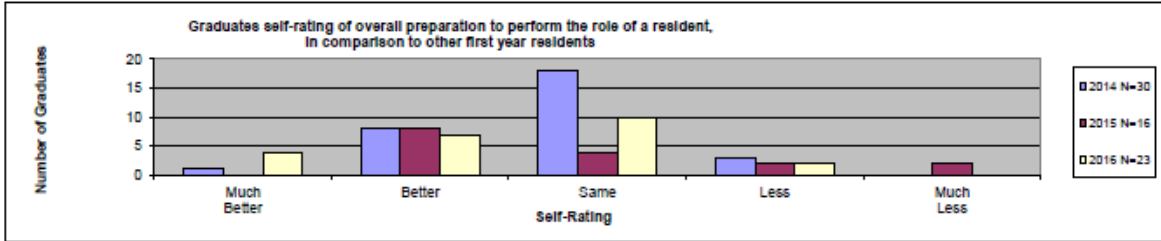
PREPARING FOR RESIDENCY

Curriculum Retreat Workshop
Graduate Questionnaire 2016

OVERALL PREPARATION

In comparison with other first year residents, how would you rate your overall preparation for residency?

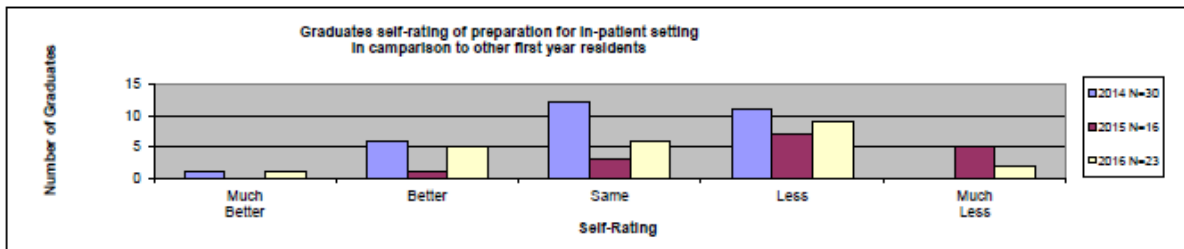
Class of:	Much Better	Better	Same	Less	Much Less
2014 N=30	1	8	18	3	0
2015 N=16	0	8	4	2	2
2016 N=23	4	7	10	2	0



INPATIENT EXPERIENCE

In comparison with other first year residents, how would you rate your ability to effectively function in in-patient settings?

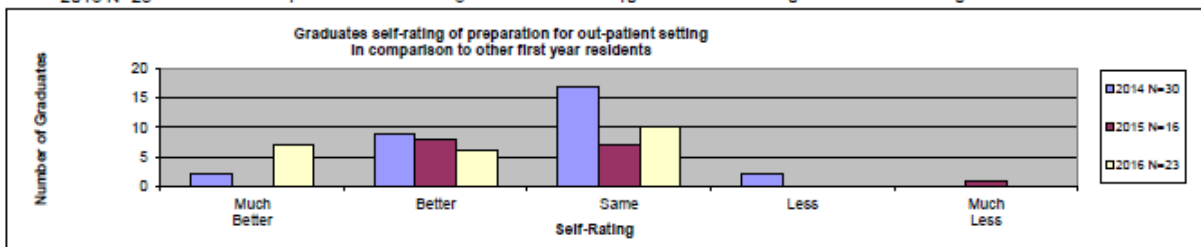
Class of:	Much Better	Better	Same	Less	Much Less
2014 N=30	1	6	12	11	0
2015 N=16	0	1	3	7	5
2016 N=23	1	5	6	9	2



OUTPATIENT EXPERIENCE

In comparison with other first year residents, how would you rate your ability to effectively function in out-patient settings?

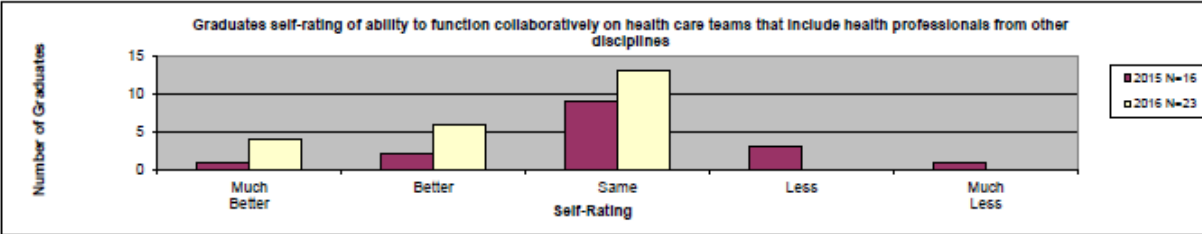
Class of:	Much Better	Better	Same	Less	Much Less
2014 N=30	2	9	17	2	0
2015 N=16	0	8	7	0	1
2016 N=23	7	6	10	0	0



INTER-PROFESSIONAL EXPERIENCE

In comparison with other first year residents, how would you rate your ability to function collaboratively on health care teams that include health professionals from other disciplines?

Class of:	Much Better	Better	Same	Less	Much Less
2015 N=16	1	2	9	3	1
2016 N=23	4	6	13	0	0



PROGRAM DIRECTOR ABILITY OF SSOM RESIDENT

Goal 1 – To Provide a Quality Medical Student Education

Perception of Residency Directors of SSOM Graduates

Survey 8

Survey of Residency Directors

Class of:	Above Average	Average	Below Average
2014 N=20	55	45	0
2015 N=31	55	39	6
2016 N=30	70	30	0

